302-A-7



Revised Oct. 1962

GENERAL NOTES

1. All work embodied on this plans shall be done in conformity with applicable provisions of Standard Specification No. 2271 and Standard Drawing No. 2321 on file in the office of the City Engineer.
2. Obstructions (Marking on plan) ① To be removed or relocated by others
3. Bench Mark Screw & Tag On North West Cor. Rialto Ave and "H" St. Elev. 1046.88

ELEV. 1046

PROFILE

SCALE: Horiz. 1" = 20' Vert. 1" = 4'

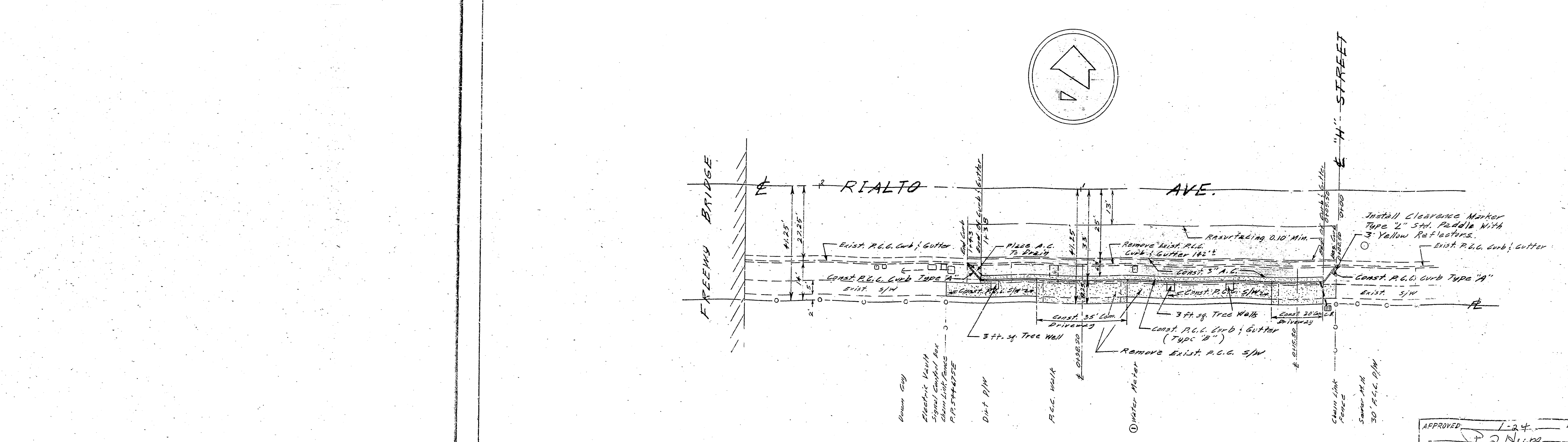

PLAN

SCALE: 1" = 20'

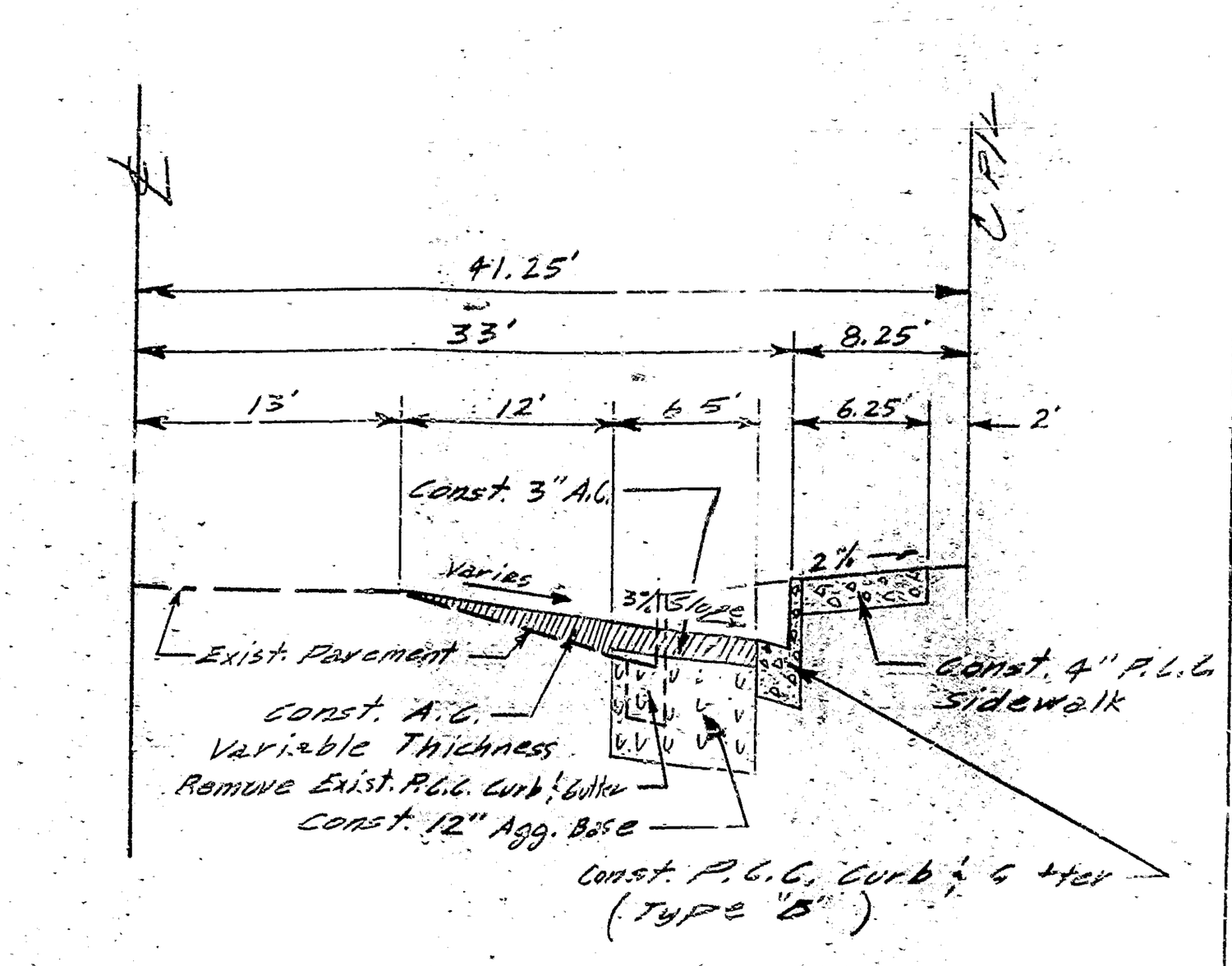

RIALTO AVE.

TYPICAL SECTION

NO SCALE

APPROVED 1-24- 1967 [signature] CITY ENGINEER	DEPARTMENT OF ENGINEERING CITY OF SAN BERNARDINO
REGISTERED CIVIL ENG. R.E. NO. 13653	STREET IMP. RIALTO AVE.
DRAWING NO. 3562 / DRAWN BY [illegible] / CHECKED BY [illegible]	SOUTH SIDE - "H" ST. WEST
SHEET 1 OF 1 SHEETS / RECORDED [illegible]	CURB & GUTTER AND PAVING

811 Rialto Ave.

302-A-7

302-A-7